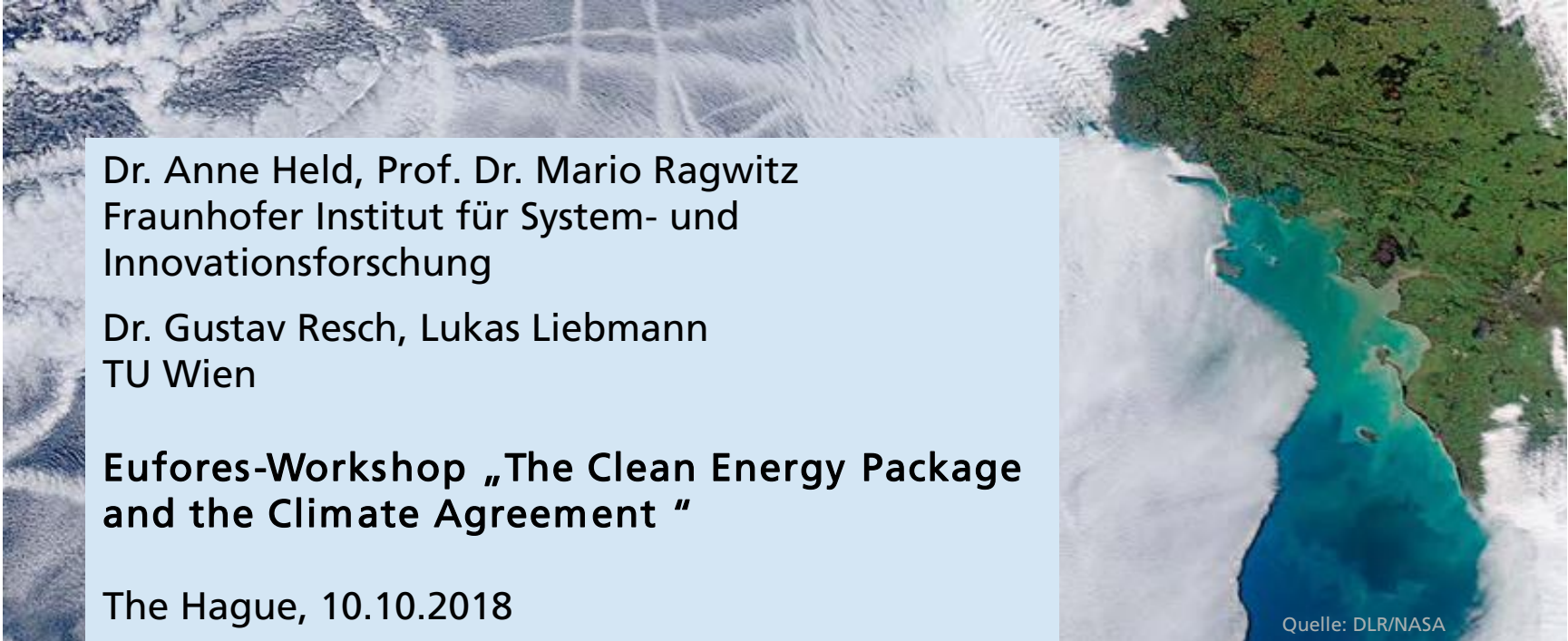


RENEWABLES IN THE NATIONAL ENERGY AND CLIMATE PLAN (NECP) FOR THE NETHERLANDS

A satellite-style map of the North Sea region, showing the coastline of the Netherlands and surrounding areas. The map is overlaid with a light blue semi-transparent box containing text.

Dr. Anne Held, Prof. Dr. Mario Ragwitz
Fraunhofer Institut für System- und
Innovationsforschung

Dr. Gustav Resch, Lukas Liebmann
TU Wien

**Eufores-Workshop „The Clean Energy Package
and the Climate Agreement “**

The Hague, 10.10.2018

Quelle: DLR/NASA

The European Framework

■ Proposals for 2030 targets

EU-Commission	Council	European Parliament	Final Compromise
2030 Target for Renewable Energies			
27%	27%	35%	32%
2030 Target for Energy Efficiency			
30%	30%	35%	32.5%

- Pledging-Method: Evaluation of ambition via benchmarks
- What do the 2030 targets mean for the EU and the Netherlands?



Estimate of national contributions considering the Benchmark formulae agreed by the Trialogue for different levels of energy efficiency achievements.

What does the EU-framework mean for the NL?

- Current situation in the Netherlands
 - RES-Share in 2017: 6%
 - RES-Target by 2020: 14%
- Target achievement based on domestic RES challenging
- 2020-targets used as „baseline“ for 2030-framework

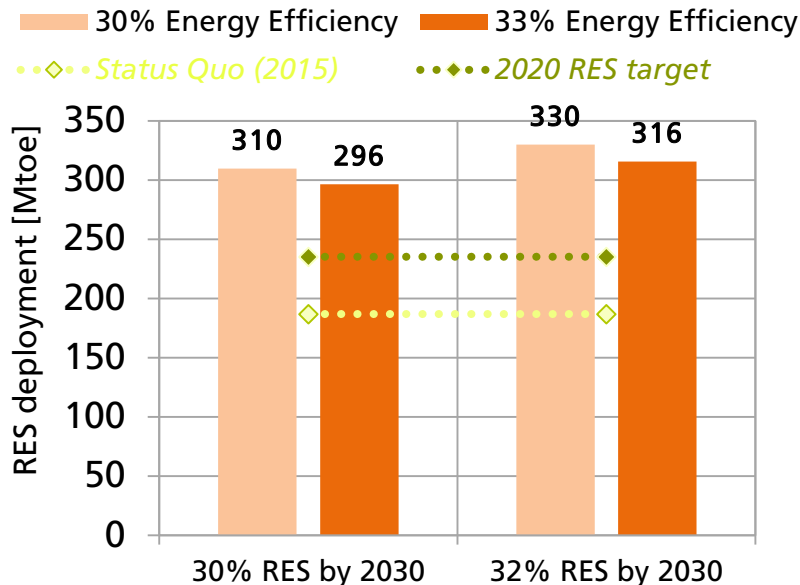
“From 1 January 2021 onwards, the share of energy from RES in each MS’ gross final consumption of energy shall not be lower than a baseline share [] that is equal to its mandatory national overall target for the share of energy from RES in 2020 set out in Article 3(3) of [recast of Directive 2009/28/EC as proposed by COM(2016) 767].” (Article 27, Governance Reg)

Framework for calculation of Benchmarks

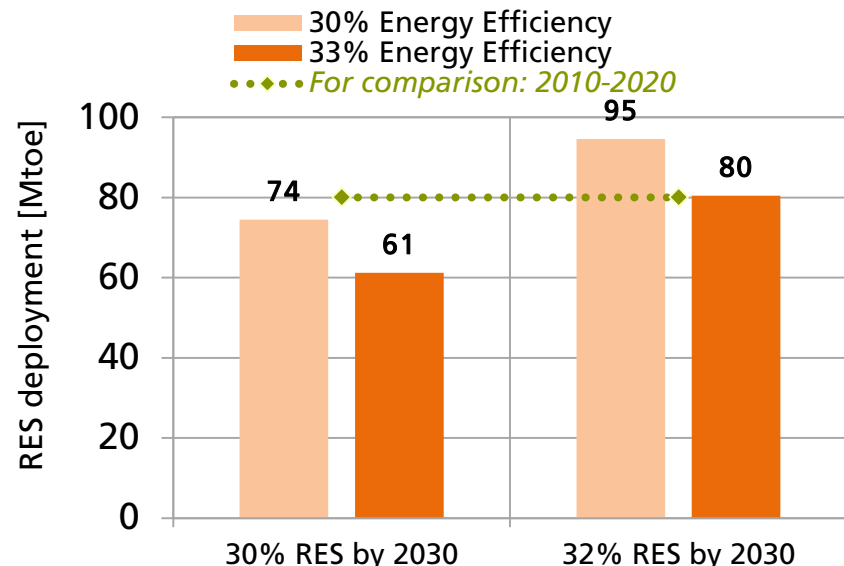
- Contribution of Member States based on agreed package:
 - Flat-rate: 30%
 - Economic Potential
GDP-per-capita: 30%
 - Geographic constraints
Potential-based: 30%
 - Contribution based on interconnection capacity: 10%
- Assumption: 2020-Targets according to RED (2009/28/EC) will be reached
- Estimates based on Impact Assessment of the EU-Commission (SWD (2016) 410final): EUCO-Scenarios

Impact of higher energy efficiency on the renewable energy deployment

Total RES deployment by 2030

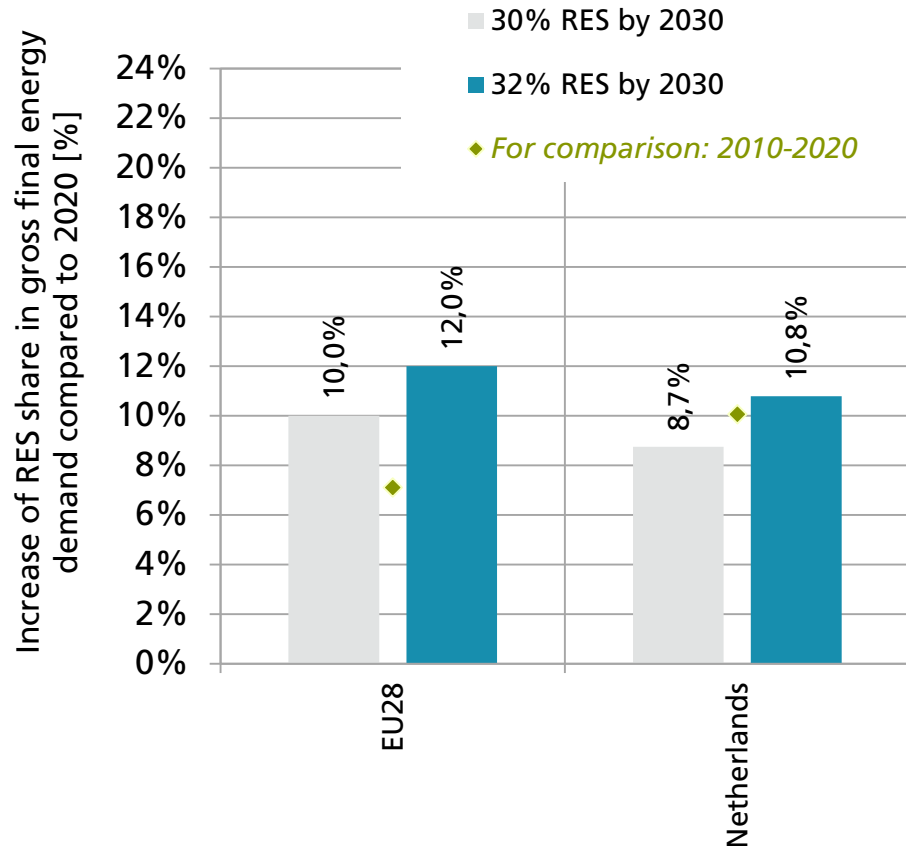


Net increase of RES deployment 2020-2030



- Council proposal of 27% RES and 30% EE → substantial reduction of the new RES deployment (40 Mtoe net increase)
- Based on the finally agreed RES and EE targets the RES-deployment growth can be kept roughly constant at EU level

Effort Sharing of the EU RES target: Implications for the Netherlands (1)

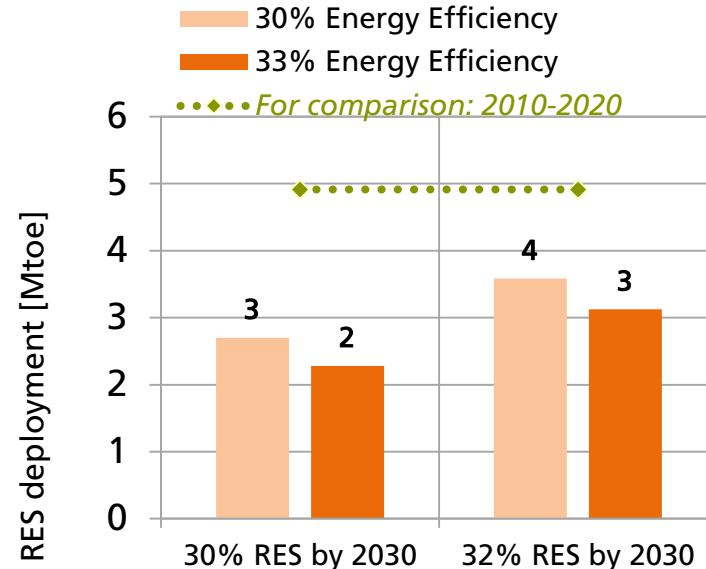
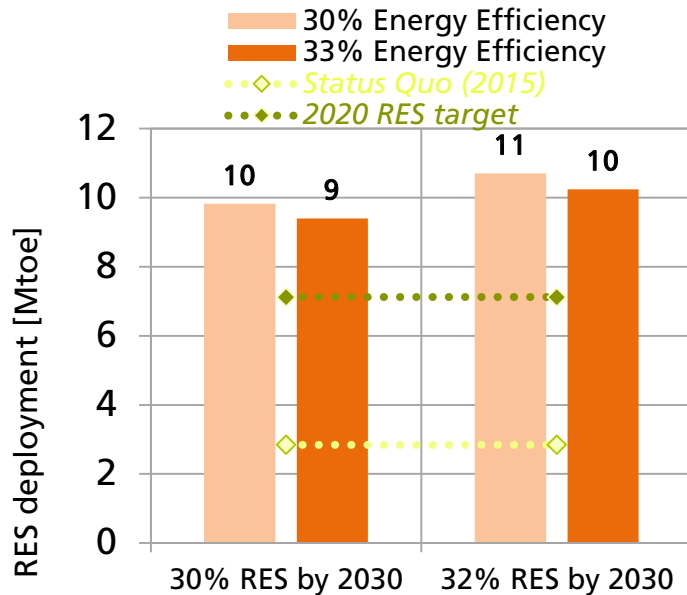


- 32% RES target corresponds to an increase of 12%p at EU-level and of 10,8%p in the Netherlands
- Lower ambition level in the NL mainly due to lower RES potential (contribution of 1.1%p instead of 3.6 %p), whereas the GDP and the interconnector contributions slightly above EU average.

Effort Sharing of the EU RES target: Implications for the Netherlands (2)

Total RES deployment by 2030

Net increase of RES deployment 2020-2030



- Even 32% target requires less growth of RES than 2020 target in absolute terms (net)
- But: ambitious 2020-target as baseline still in place

Summary and Conclusions

■ EU

- Target of RES 32% und EE 32,5% implies a static evolution of the RES development (constant net growth)
- Considering the retirement of existing RES capacity it can also imply an increase of the growth rate of new capacity

■ The Netherlands

- Application of the benchmark formulae by the Trialogue compromise:
 - Ambition level of the target slightly below EU-average
 - Ambition level below the ambition level of the 2020-target
 - 2020-target still valid after 2020
- Recommendations
 - Strengthen domestic RES support strategy
 - Use of cooperation mechanisms also beyond 2020?

Thanks for listening !

Contact

Dr. Anne Held

Tel: +49 (0)721-6809-486

Fax: +49 (0)721-6809-272

Mail: anne.held@isi.fraunhofer.de

Fraunhofer Institute for System and Innovation Research ISI

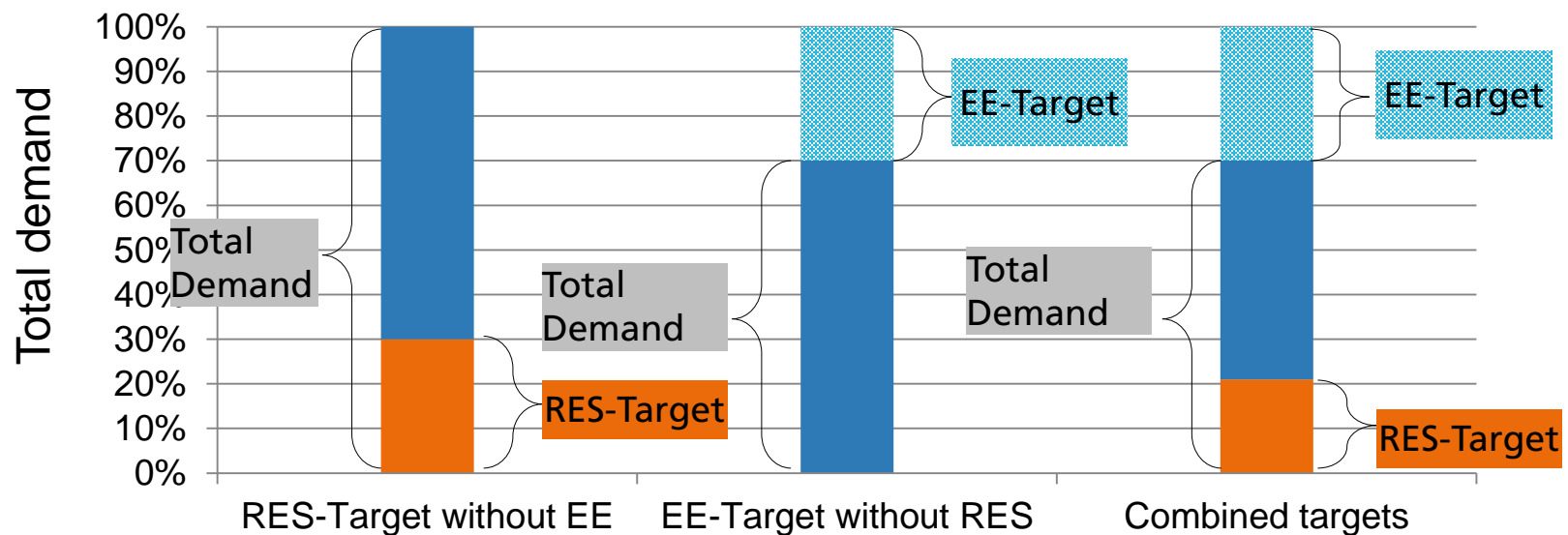
Breslauer Straße 48

D-76139 Karlsruhe

www.isi.fraunhofer.de

Combining targets for energy efficiency and renewables

- Basis: 30% RES-Target and 30% Efficiency Target



- ➔ Increase of target for energy efficiency leads to lower RES deployment in absolute terms → therefore allows for higher RES target in relative terms